



INSTALLATION INSTRUCTIONS

A guide for qualified electricians

LAMP SPECIFICATIONS:	10W	20W	30W
Lumens total flux	750 lm	1500 lm	2400 lm
Rated Wattage	10W	20W	30W
Nominal life time of the lamp	30,000 hrs	30,000 hrs	30,000 hrs
Colour temperature	4000K	4000K	4000K
Number of switching cycles before premature lamp failure	15,000	15,000	15,000
Warm-up time up to 60 % of the full light output	Instant full light	Instant full light	Instant full light
Dimmable	No	No	No
LED array dimensions (L/H)	40 x 15mm	70 x 15mm	60 x 25mm
Nominal beam angle	120°	120°	120°
Rated power	10W	20W	30W
Rated lamp lifetime	30,000 hrs	30,000 hrs	30,000 hrs
Lamp power factor	>0.5	>0.5	>0.9
Lumen maintenance factor at end of nominal life	70%	70%	70%
Starting time	<0.5s	<0.5s	0.5s
Colour rendering	>80	>80	>80
Colour consistency	Within 6 step Macadam ellipse	Within 6 step Macadam ellipse	Within 6 step Macadam ellipse
Rated peak intensity	231.45cd	450cd	720cd
Rated beam angle	120°	120°	120°
Voltage	240V	240V	240V
Not suitable for accent lighting			



Pack contents:
 1 x LED floodlight complete with 3 core 1.0mm² x 0.8m rubber cable and quick fix mounting bracket

Model:

TAB10WH / TAB20WH / TAB30WH

TAB10BK / TAB20BK / TAB30BK

10W / 20W / 30W Tablet LED Floodlights

These instructions are provided as a guideline to assist you.

PLEASE READ THESE INSTRUCTIONS BEFORE INSTALLATION AND RETAIN FOR FUTURE REFERENCE

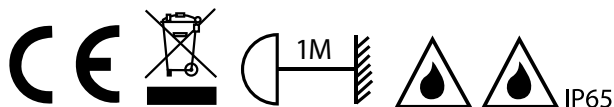
EVENTUALLY, YOU MAY WANT TO REPLACE THIS PRODUCT:

Regulations require the recycling of Waste from Electrical and Electronic Equipment (European "WEEE Directive" effective August 2005—UK WEEE Regulations effective 2nd January 2007). Environment Agency Registered Producer: WEE/ GA0248QZ.

WHEN YOUR PRODUCT COMES TO THE END OF ITS LIFE OR YOU CHOOSE TO REPLACE IT, PLEASE RECYCLE IT WHERE FACILITIES EXIST - DO NOT DISPOSE WITH HOUSEHOLD WASTE.

IF YOU EXPERIENCE PROBLEMS:

If you believe your product is defective, please return it to the place where you bought it. Our Technical Team will gladly advise on any Eterna Lighting product, but may not be able to give specific instructions regarding individual installations.



Email: sales@eterna-lighting.co.uk / technical@eterna-lighting.co.uk

Visit our website: www.eterna-lighting.co.uk

Made in China

READ THIS FIRST:

Check the pack and make sure you have all of the parts listed on the front of this booklet. If not, contact the outlet where you bought this product.

This light fitting must be installed by a competent person in accordance with the current building and IEE wiring regulations.

As the buyer, installer and/or user of this product it is your own responsibility to ensure that this fitting is fit for the purpose for which you have intended it. Eterna Lighting cannot accept any liability for loss, damage or premature failure resulting from inappropriate use.

This product is designed and constructed according to the principles of the appropriate British Standard. Using this fitting in an environment where there is prolonged periods of use or higher than normal ambient temperatures, may result in a shortened working life.

Switch off the mains before commencing installation and remove the appropriate circuit fuse or lock off MCB.

This unit is suitable for outdoor use.

This product is suitable for installation on surfaces with normal flammability e.g. wood, plasterboard and masonry. It is not suitable for use on highly flammable surfaces (e.g. polystyrene, textiles).

Before making fixing hole(s), check that there are no obstructions hidden beneath the mounting surface such as pipes or cables.

Make sure that the fixings are strong enough to support the considerable weight of the fitting and hold it rigidly.

The lamp must be positioned so that there is at least 1M (1000mm) between the luminaire and any illuminated surface. Floodlights should be positioned well away from flammable materials.

Do not attach to surfaces which are damp, freshly painted or otherwise electrically conductive (e.g. metallic surfaces).

This product is designed for permanent connection to fixed wiring: this must be a suitable circuit (protected with the appropriate MCB or fuse).

When making connections ensure that the terminals are tightened securely and that no strands of wire protrude. Check that the terminals are tightened onto the bared conductors and not onto any insulation.

This product must be connected to Earth termination.

This product is not intended to be used by children and persons with sensory, physical and/or mental impairments that would prevent them from using it safely.

IMPORTANT - if the external flexible cable of this luminaire is damaged it shall be exclusively replaced by a qualified engineer.

You are advised at every stage of your installation to double-check any electrical connections you have made. After you have completed your installation there are electrical tests that should be carried out, these tests are specified in the current IEE wiring and building regulations.

Do not carry or lift the floodlight by the mains supply cable.

LAMP REPLACEMENT:

The light source contained in this luminaire shall only be replaced by the manufacturer, service agent or a similar qualified person.

CAUTION, RISK OF ELECTRIC SHOCK.



CLEANING:

Clean this light fitting only with a soft dry cloth.


Do not use any chemical or abrasive cleaners.


INSTALLATION:

1. Choose the location for your new light fitting giving considerations to the points listed opposite.
2. Isolate mains.
3. Using the bracket, mark fixing points and drill fixing holes, according to your chosen fixing method. See diagram opposite for marking measurements.
4. Terminate loose ends of wire to an appropriate IP rated junction box or similar, ensuring the below is observed.

Live - Brown / Red
Neutral - Blue / Black
Earth - Yellow / Green
5. Restore power and test the luminaire.
6. Adjust floodlight head towards the area to be illuminated and lock off using two clamping bolts.

Eterna TABLET RANGE

 This luminaire contains built-in LED lamps.

 } LED

The lamps cannot be changed in the luminaire.

874/2012 