

EVENTUALLY, YOU MAY WANT TO REPLACE THIS PRODUCT:

Regulations require the recycling of Waste from Electrical and Electronic Equipment (European "WEEE Directive" effective August 2005—UK WEEE Regulations effective February 2014). Environment Agency Registered Producer: WEE/GA0248QZ.

When your product comes to the end of its life or you choose to replace it, please recycle it where facilities exist - do not dispose with household waste.

CLEANING:

Clean this fitting only with a soft dry cloth. Do not use any chemical or abrasive cleaners.

IF YOU EXPERIENCE PROBLEMS:

If you believe your product is defective, please return it to the place where you bought it. Our Technical Team will gladly advise on any Eterna Lighting product, but may not be able to give specific instructions regarding individual installations.

LED LAMP SPECIFICATIONS:	4ft	5ft	6ft
Luminaire lumens	21W - 2940 lm	28W - 3860 lm	32W - 4585 lm
	27W - 3780 lm	35W - 4860 lm	41W - 5800 lm
	32W - 4400 lm	43W - 5800 lm	50W - 6655 lm
	37W - 5040 lm	51W - 6760 lm	59W - 7800 lm
Colour temperature	3000K / 4000K / 6000K		
Nominal life time of the lamp	50,000 hrs		
Number of switching cycles before premature lamp failure	25,000		
Warm-up time up to 60% of the full light output	Instant full light		
Dimmable	No		
Nominal beam angle	120°		
Displacement factor	0.9		
Lumen maintenance factor at end of nominal life	0.7		
Colour rendering	80		
Colour consistency	<6		
Rated peak intensity	21W: 653-666cd	28W: 883-913cd	32W: 1069-1083cd
	27W: 839-867cd	35W: 1115-1143cd	41W: 1319-1397cd
	32W: 974-984cd	43W: 1325-1367cd	50W: 1523-1598cd
	37W: 1112-1139cd	51W: 1554-1581cd	59W: 1813-1860cd
Voltage / frequency	220-240V~ 50Hz		
Lumen efficacy	136-140lm/W	132-139lm/W	132-143lm/W
This product contains a light source of energy efficiency class D			
Not suitable for accent lighting			

eterna.

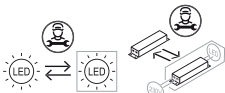
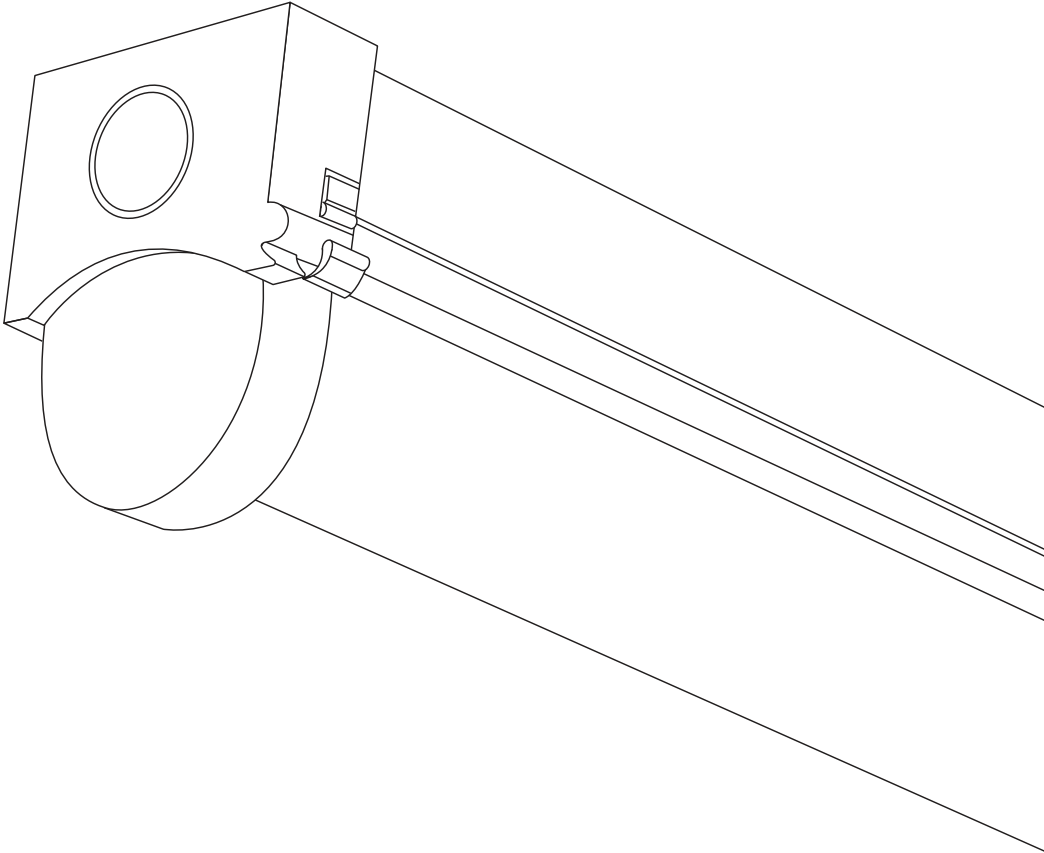
INSTALLATION INSTRUCTIONS



Scan QR code to go to web page

BATLED E04BL4AC, E04BL5AC, E04BL6AC

BATLED Wattage Switchable LED CCT Batten



Huxley Close, Wellingborough, Northamptonshire, UK, NN8 6AB
Unit B4D, Airport Business Park, Cloghran, Co. Dublin, Ireland, K67X 7H9

Email: sales@eterna-lighting.co.uk / technical@eterna-lighting.co.uk
Visit our website: www.eterna-lighting.co.uk

Issue 1125

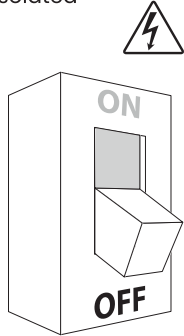
Made in China

Pack contents: 1 x LED batten

A guide for qualified electricians

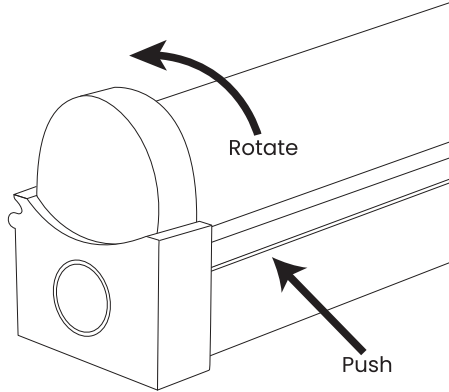
1

Turn off mains power and ensure supply is isolated



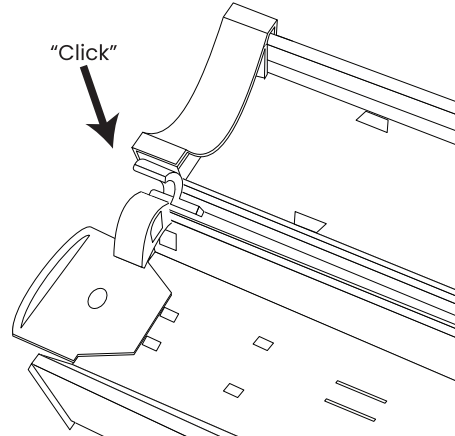
2

Press on the side of batten and rotate diffuser to open at both ends



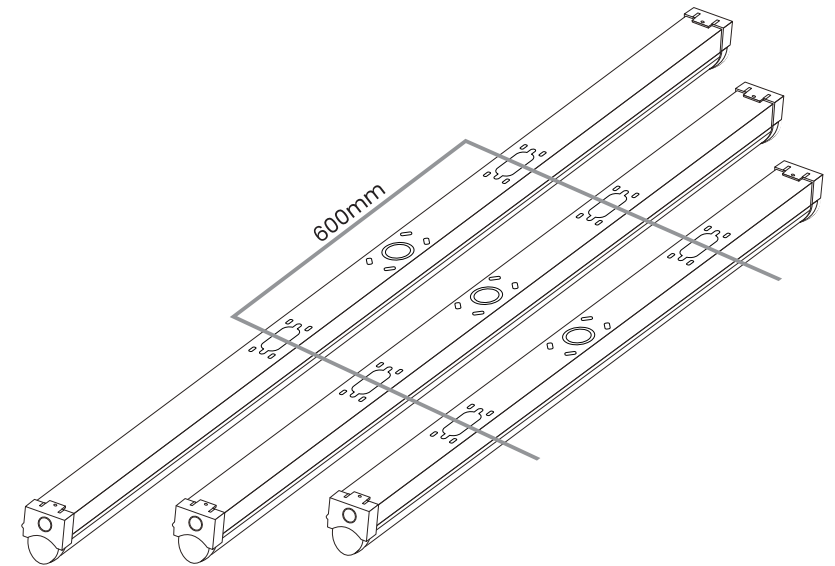
3

Open the batten until the hinged gear tray "clicks" open and holds into place



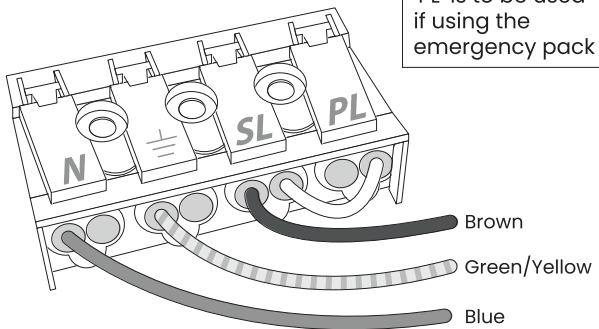
4

Cable entry is available at knockouts on each end cap and 3 x BESA mounting positions on the rear of the enclosure



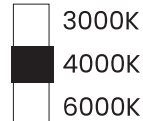
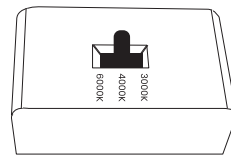
5

Make the connections from the mains cable to the push fit terminal block and secure fitting into place using suitable fixings. Ensure cables are not trapped behind or inside the fitting




6

Select colour temperature preference by adjusting the switch on the back of the LED tray



7

Select power preference by adjusting the dip switch mounted on the driver



4ft	21W	27W	32W	37W
1	OFF	ON	OFF	ON
2	OFF	OFF	ON	ON

5ft	28W	35W	43W	51W
1	OFF	ON	OFF	ON
2	OFF	OFF	ON	ON

6ft	32W	41W	50W	59W
1	OFF	ON	OFF	ON
2	OFF	OFF	ON	ON

eterna.

8

Turn on mains supply and test fitting

