

EVENTUALLY, YOU MAY WANT TO REPLACE THIS PRODUCT:

Regulations require the recycling of Waste from Electrical and Electronic Equipment (European "WEEE Directive" effective August 2005—UK WEEE Regulations effective February 2014). Environment Agency Registered Producer: WEE/GA0248QZ.

When your product comes to the end of its life or you choose to replace it, please recycle it where facilities exist - do not dispose with household waste.

CLEANING:

Clean this fitting only with a soft dry cloth. Do not use any chemical or abrasive cleaners.

IF YOU EXPERIENCE PROBLEMS:

If you believe your product is defective, please return it to the place where you bought it. Our Technical Team will gladly advise on any Eterna Lighting product, but may not be able to give specific instructions regarding individual installations.

This product must be connected to earth termination.

LED LAMP SPECIFICATIONS	2ft	5ft
Luminaire lumens	20W 2400lm	35W 4540lm
Colour temperature	4000K	
Nominal life time of the lamp	50,000 hrs	
Number of switching cycles before premature lamp failure	25,000	
Warm-up time up to 60% of the full light output	Instant	
Dimmable	No	
Nominal beam angle	120°	
Displacement factor	0.9	
Lumen maintenance factor at end of nominal life	0.7	
Colour rendering	80	
Colour consistency	<6	
Rated peak intensity	720cd	1467cd
Voltage / frequency	110V~ 50Hz	
Lumen efficacy	120lm/W	
This product contains a light source of energy efficiency class D		
Not suitable for accent lighting		

eterna.

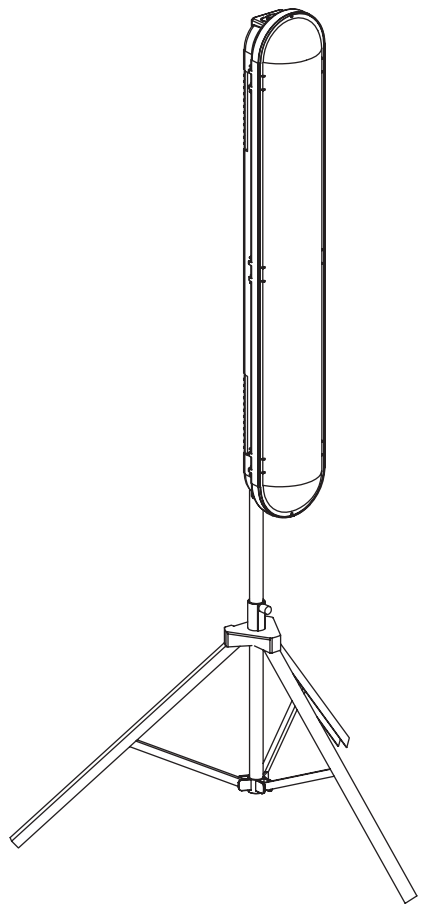
INSTALLATION INSTRUCTIONS



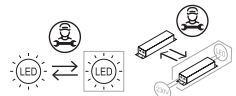
Scan QR code to go to web page

110V Weatherproof with Tripod

- E14WPT2F** 110V 20W 4000K 2ft Weatherproof with Tripod
- E14WPT5F** 110V 35W 4000K 5ft Weatherproof with Tripod



Pack contents: 1x LED batten and tripod with socket



Huxley Close, Wellingborough, Northamptonshire, UK, NN8 6AB
 Unit B4D, Airport Business Park, Cloghran, Co. Dublin, Ireland, K67X 7H9

Issue 1124

Email: sales@eterna-lighting.co.uk / technical@eterna-lighting.co.uk
 Visit our website: www.eterna-lighting.co.uk

Made in China

A guide for qualified electricians

READ THIS FIRST:

Check the pack and make sure you have all of the parts listed on the front of this booklet. If not, contact the outlet where you purchased this product.

This product must be installed by a competent person in accordance with the current building and IEE wiring regulations.

As the buyer, installer and/or user of this product, it is your own responsibility to ensure that this fitting is fit for the purpose for which you have intended it. Eterna Lighting cannot accept any liability for loss, damage or premature failure resulting from inappropriate use.

This product is designed and constructed according to the principles of the appropriate British Standard. Using this fitting in an environment where there are prolonged periods of use or higher than normal ambient temperatures may result in a shortened working life.

Switch off the mains before commencing installation and remove the appropriate circuit fuse or lock off MCB.

This product is designed for permanent connection to fixed wiring: this must be a suitable circuit (protected with the appropriate MCB or fuse).

Make sure that the fixings are strong enough to support the weight of the fitting and hold it securely.

When working at heights, ensure you use a suitable platform.

When making connections, ensure that the terminals are tightened securely and that no strands of wire protrude. Check that the terminals are tightened onto the bared conductors and not onto any insulation.

You are advised at every stage of your installation to double-check any electrical connections you have made. After you have completed your installation, there are electrical tests that should be carried out; these tests are specified in the current IEE wiring and building regulations. If in doubt, consult a qualified electrician.

INSTRUCTIONS:

This fitting is for use with 110V supply only.

Extend the legs and ensure the tripod is stable.


Plug into a suitable 110V transformer/power supply using the cable provided.

LAMP REPLACEMENT:

CAUTION, RISK OF ELECTRIC SHOCK

The light source is designed to last the lifetime of the luminaire.

The light source contained in this luminaire shall only be replaced by the manufacturer, service agent or a similar qualified person.



SAFETY INFORMATION:

- DO NOT pull the plug from the socket by the cable
- DO NOT pull or carry the work light by the power cable
- DO NOT use worn or damaged cables, plugs or connectors.
- If the power supply and plug are connected outdoors, the work light must be connected to an IP44 (minimum) rated power socket
- Ensure the cable does not cause a trip or fall hazard