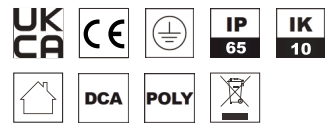
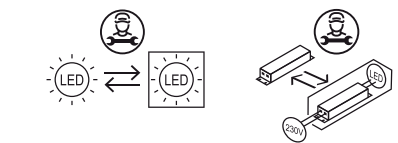


Installation Instructions

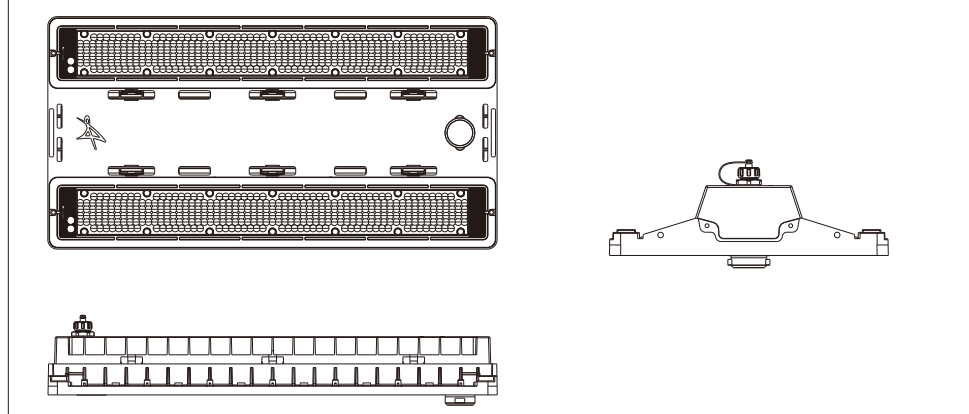
Instrucciones de instalación, Instructions d'installation, Installationsanleitung, إرشادات التركيب, Installatie-instructies, Instruções de instalação, Installatie-instructies, 設置手順説明, Οδηγίες εγκατάστασης



Product Code:[AOCU/1]

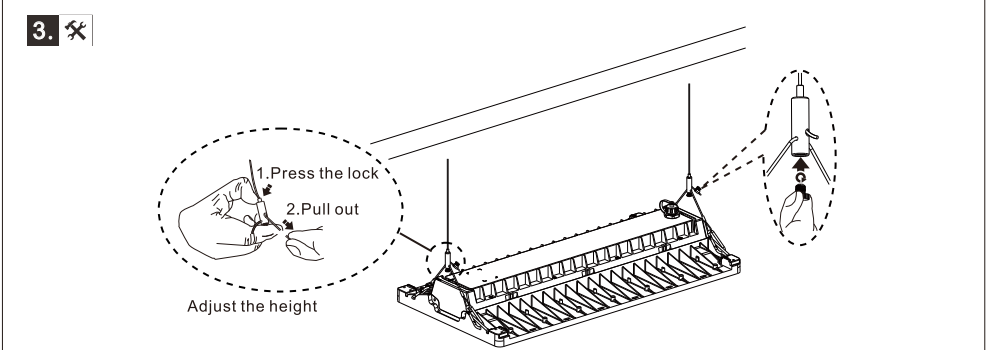
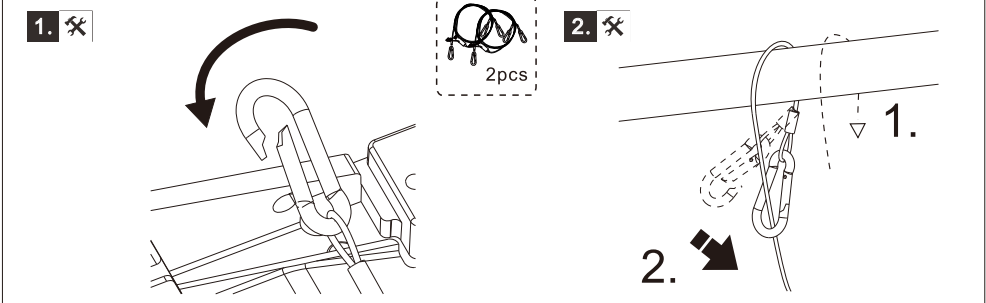


Product:

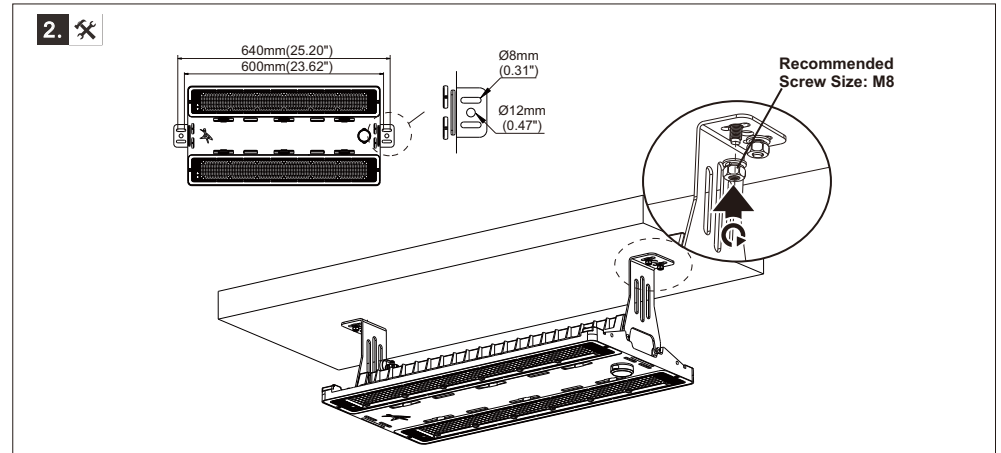
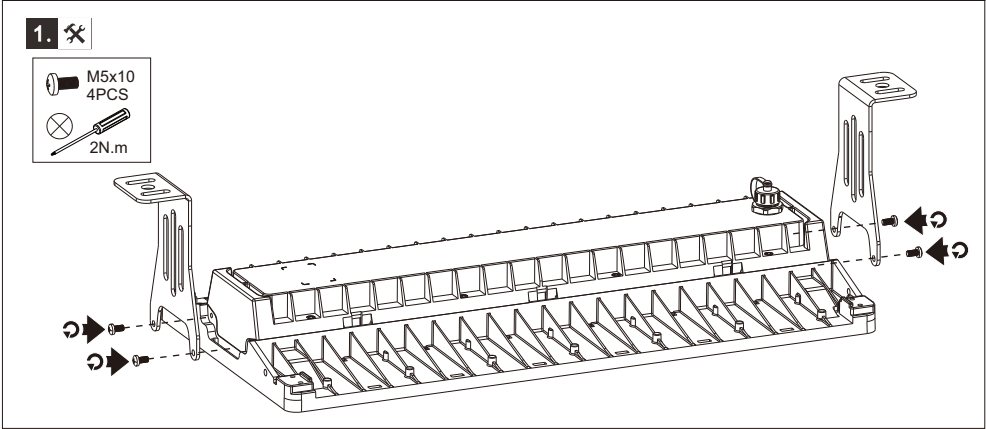


Product Specifications	160/120/80W(Selectable)
Input Voltage	220-240Vac
Power Frequency	50/60Hz
Outlook Dimensions	580x300x75mm(22.83"x11.81"x2.95")
Net Weight(±6%)	4.6kg(10.14Lbs)
Working Temperature	-30° to +50°

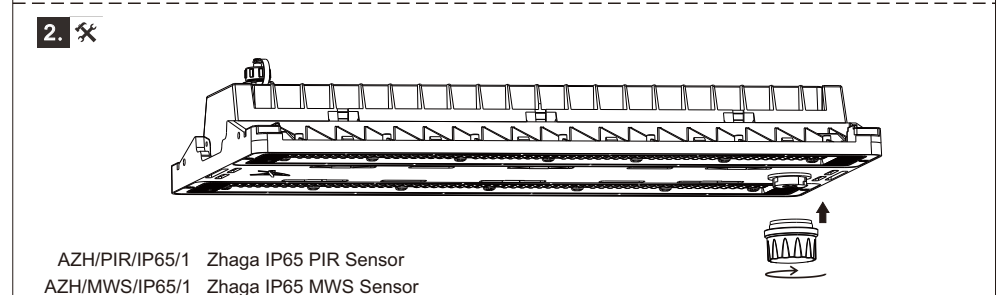
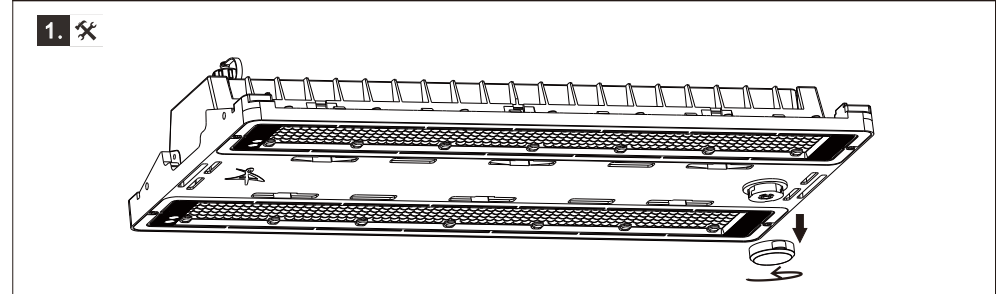
Suspension Mount



Ceiling Mount



Sensor Mount (optional)

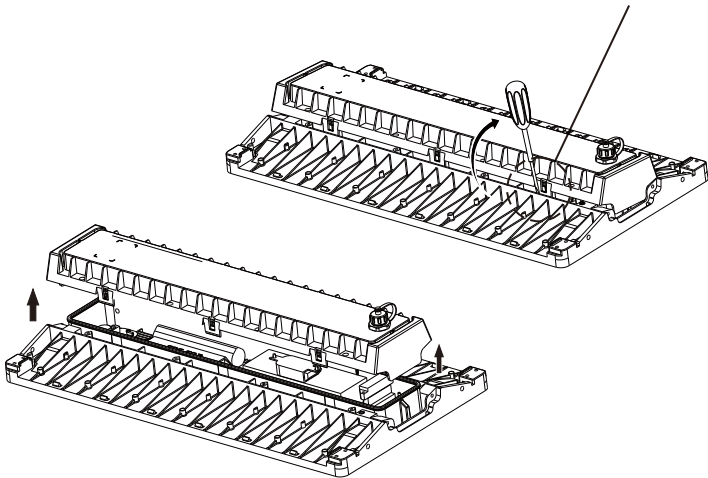


- AZH/PIR/IP65/1 Zhaga IP65 PIR Sensor
- AZH/MWS/IP65/1 Zhaga IP65 MWS Sensor
- AZH/OCTO/IP65/1 Zhaga IP65 OCTO Sensor
- AZH/RP/1 Remote Sensor Programmer

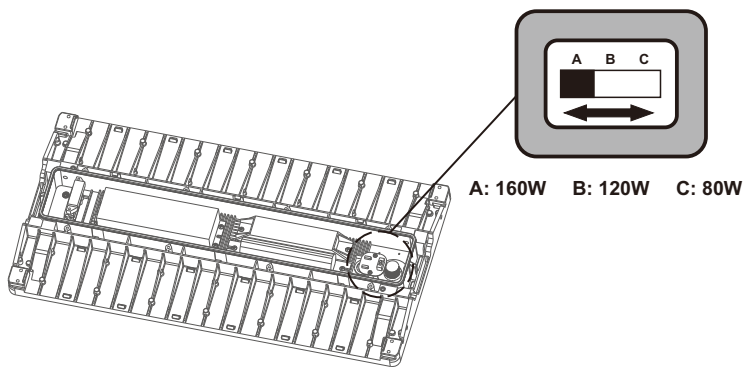
Power Selectable (optional)

1. ✕

Please use a flat screwdriver or other flat hard object to pry open the back cover of the lamp body.

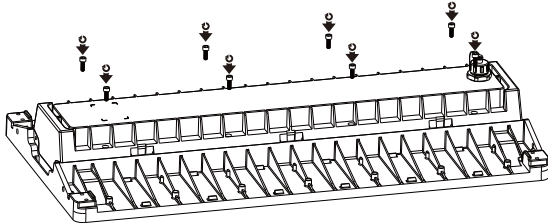


2. ✕



A: 160W B: 120W C: 80W

3. ✕



Use the screws to secure back cover to achieve **IP65** rating.

Not using the screws will achieve **IP44** rating.

Wiring

Regular AC cords

L	brown		black
N	blue		white
⊕ GND	yellow/green		green

DIM cords

Note: color for dim cords subject to the cable label on luminaire

Warning! Do not wire dim cord to high voltage, or dim function will fail.

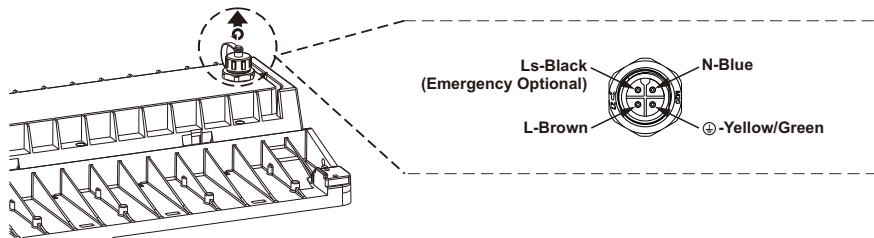
Emergency AC cords

L	brown		black
N	blue		white
⊕ GND	yellow/green		green
L(Switched)	black		

DIM cords

Note: color for dim cords subject to the cable label on luminaire

Warning! Do not wire dim cord to high voltage, or dim function will fail.



Reminder

Please read the entire instruction manual before installation and keep it for future reference.

1. Please do not modify or dismantle the luminaire or replace accessories without confirming with the supplier first.
2. Please authorize only qualified personnel to install the lamp and ensure they follow the instruction manual. Any improper installation might cause falling, electric shock, fire, or other injury, damage or hazard.
3. Please disconnect power before installation or any maintenance of the lamp. Do not touch the power supply when the lamp is operating.
4. If the luminaire begins to smoke or emit odors, please disconnect power since fire or electric shock may occur. And ask qualified person to inspect and maintain the luminaire.
5. If the external flexible cable or cord of this luminaire is damaged, it shall be exclusively replaced by the manufacturer or his service agent or a similar qualified person in order to avoid a hazard.
6. The light source contained in this luminaire shall only be replaced by the manufacturer or his service agent or a similar qualified person.
7. We suggest you adding a separate surge protection device in distribution box to extend luminaire lifespan.

Applications

1. The product is designed for factories, workshops, warehouses, exhibition halls, supermarkets, indoor stadiums and similar applications. For other special applications, please consult your salesperson to confirm firstly.
2. The product is designed for indoor or outdoor.
3. Too much dust or oil accumulation on PC lens will stop the lighting emit and heat dissipation, it will change lighting distribution, and cause high heat inside to affect LED chips performance. For such environments, we suggest you to clean the luminaire regularly to ensure longer lifespan. Or you need to use product with glass cover and better heat performance instead.
4. The suggested mounting height of the luminaire is 3-5 m.
5. If you want add sensor on the luminaire, please mount samples in your project before mounting batch volume directly. please contact your salesperson for detailed suggestion for certain project.