

# Installation Instructions

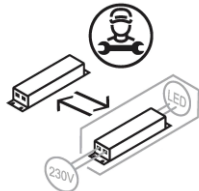
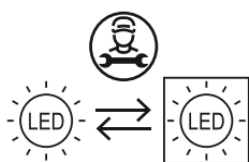
Instrucciones de instalación, Instructions d'installation, Installationsanleitung, إرشادات التركيب,  
Installatie-instructies, Instruções de instalação, Installatie-instructies,  
設置手順説明, Οδηγίες εγκατάστασης



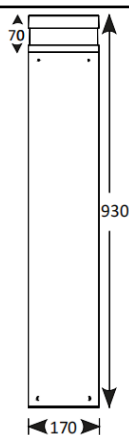
Product Code:[AAVIO/1 ]



Master  
Translations  
QR Link

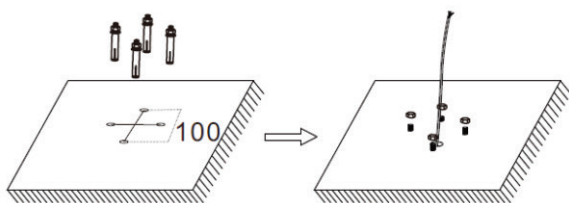


Dimensions in mm

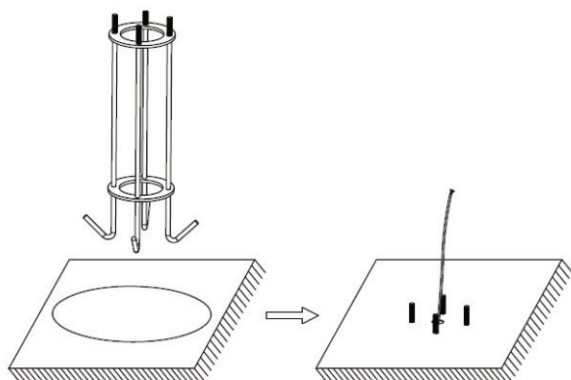


Weight:5.1KG

## 1 4 x 8mm Ø(BOLTS NOT SUPPLIED)



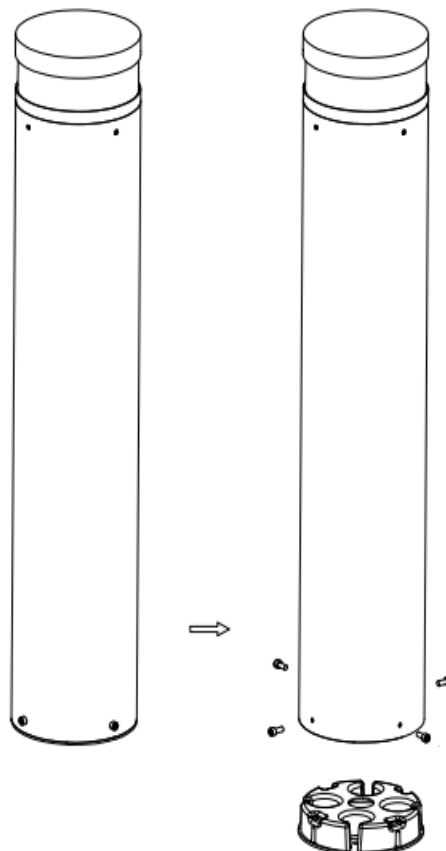
Surface Mounting Installation



Root Mounting Installation  
depth:410mm



## 2



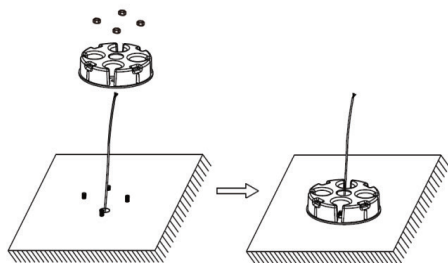
Ansell Electrical Products  
Unit 6B, Stonecross Industrial  
Park,  
Yew Tree Way,  
Warrington,  
WA3 3JD

Ansell (Sales & Distribution)  
Unit 2, M2 Business Park,  
Duncrue Street,  
Belfast,  
BT3 9AQ

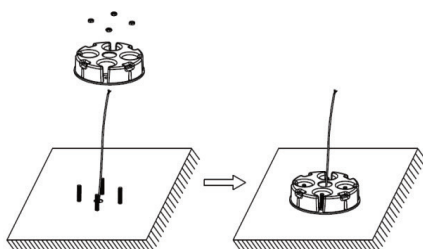
Ansell (Sales & Distribution) Republic of Ireland Limited  
Unit G1, Block G,  
Calmount Park, Calmount Avenue  
Dublin 12,  
D12 TH56

[www.ansell-lighting.com](http://www.ansell-lighting.com)

3

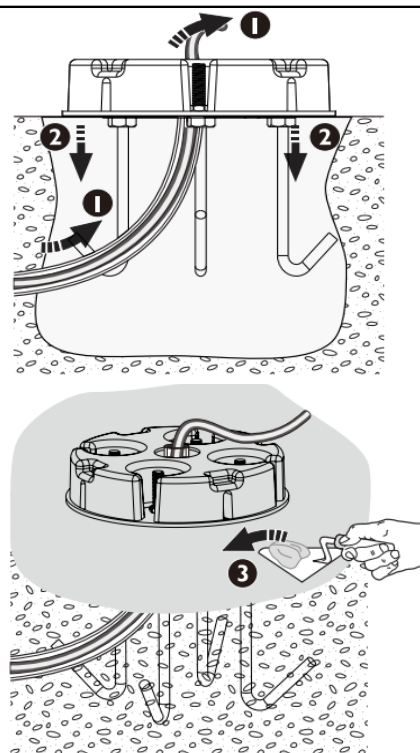


Surface Mounting Installation



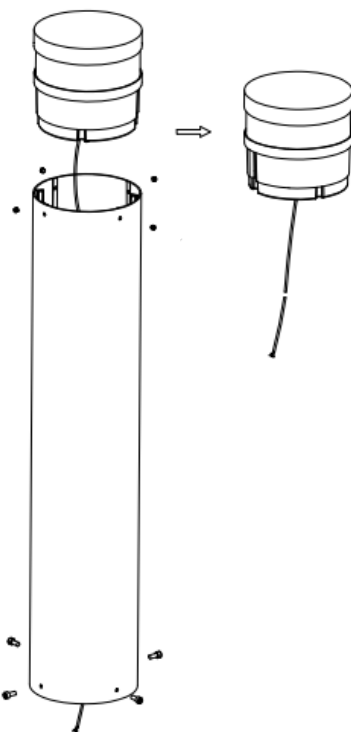
Root Mounting Installation

4

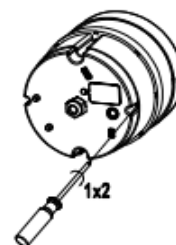


Root Mounting Installation

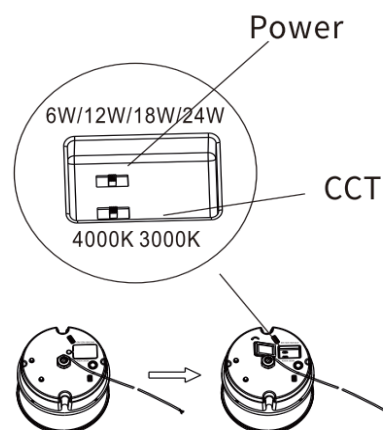
5



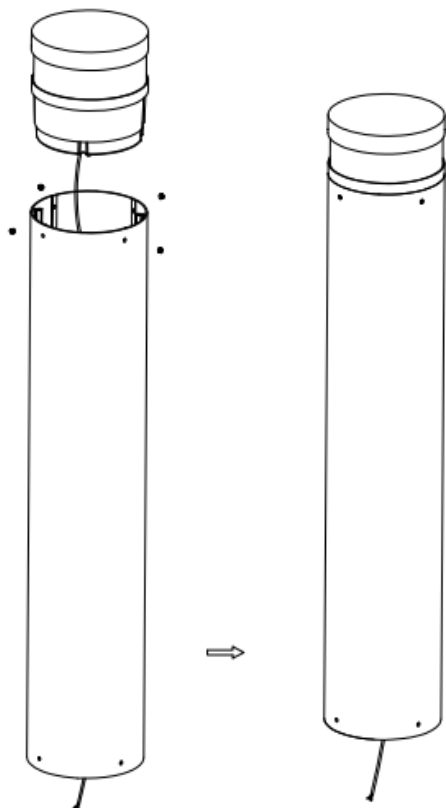
6




7



8

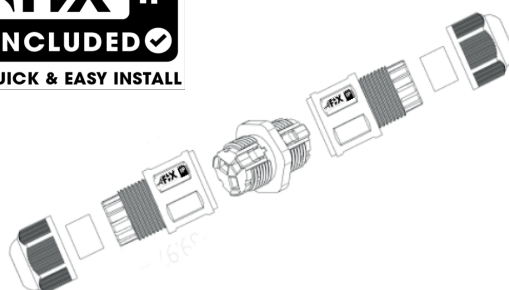


9 Electrical connections:

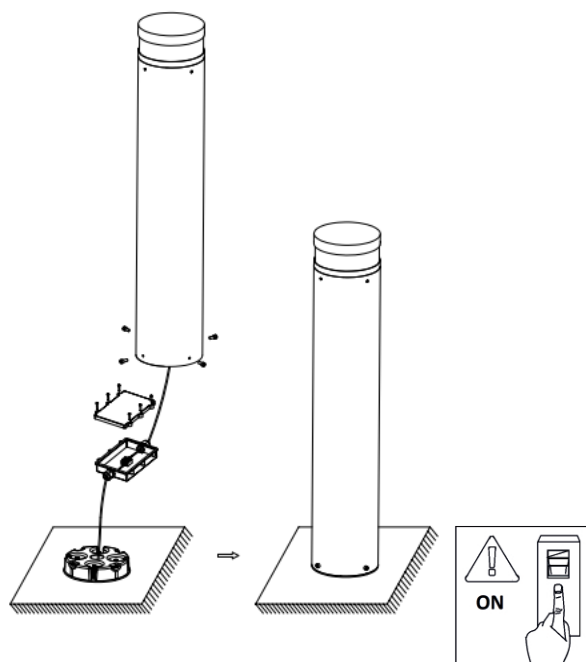
<b>L</b>	Live wire--Brown
<b>L1</b>	EM Live wire-Black
	Earth wire--Yellow-green
<b>N</b>	Neutral wire--Blue

**Please note:**

Standard version doesn't need to have EM live wire connected



10



Test Switch LED  
Battery Indicator  
LiFe PO4 3.2V3.2Ah  
Self test Manual test

