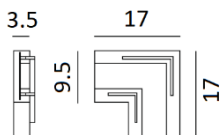
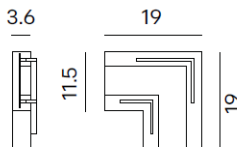


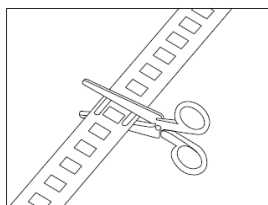
ATTENZIONE: effettuare le seguenti lavorazioni PRIMA di collegare la strip LED al driver.
ATTENTION: Don't connect the LED strip to the driver before the clamping



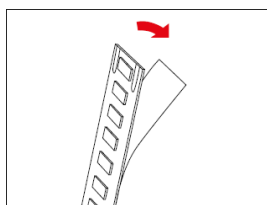
COD.: KIT/CONN/8mm/AN



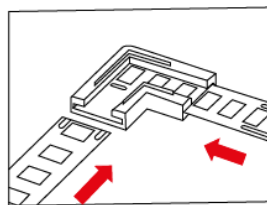
COD.: KIT/CONN/AN



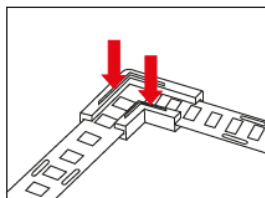
1. Tagliare la striscia LED.
Cut the LED strip.



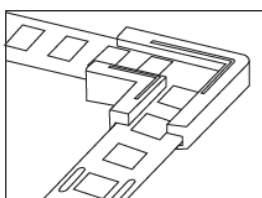
2. Staccare il nastro 3M.
Peel the 3M tape



3. Inserire la strip LED nel connettore.
Insert the strip into the connector.



4. Bloccare con l'aiuto di una pinza.
Clamp with a pliers



5. Ora è possibile connettere la strip LED al driver.
Now you can connect the Driver

LED STRIP COMPATIBILI – COMPATIBLE LED STRIP	
KIT/CONN/AN	KIT/CONN/8mm/AN
10mm	8mm
48092	MC20/11
70092	50092
80300	50041
80360	70042
80390	70042/90