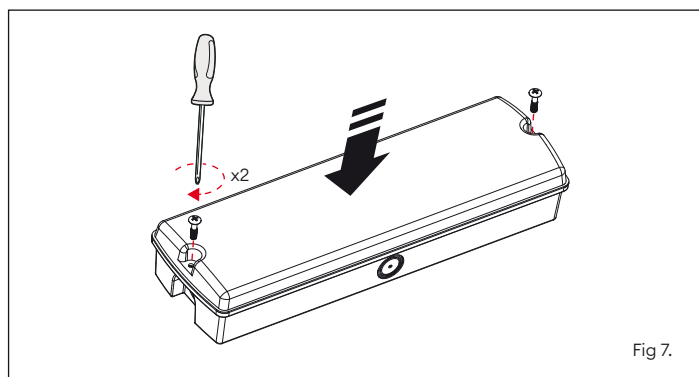
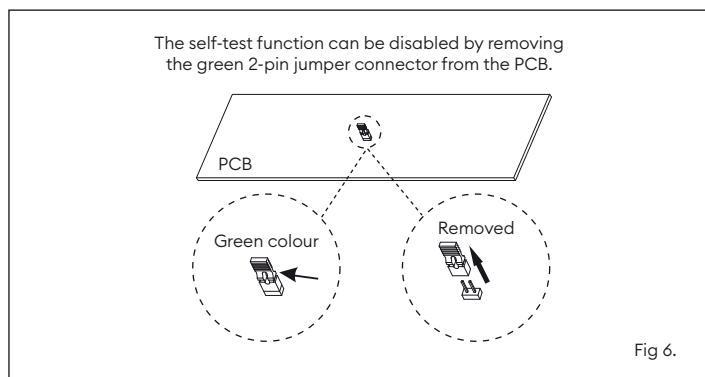
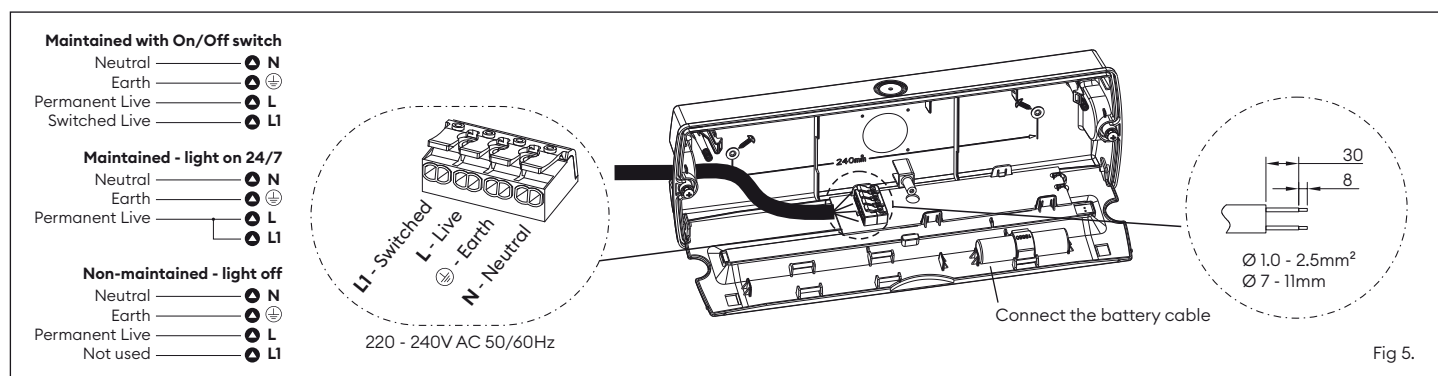
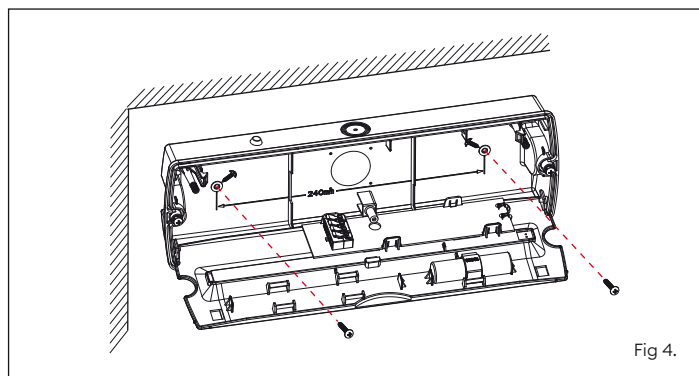
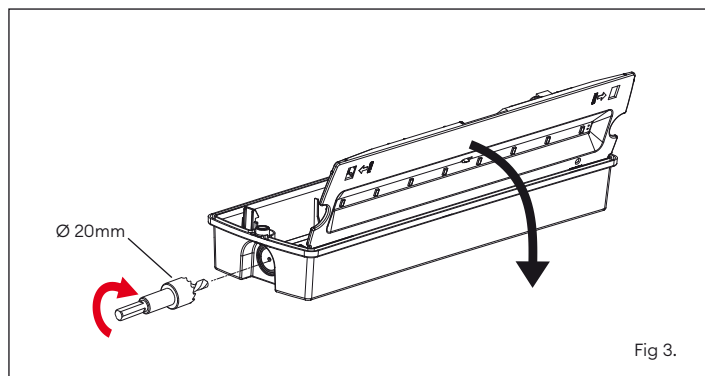
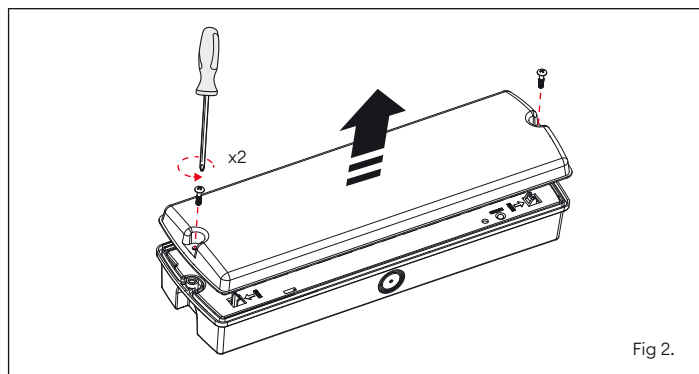
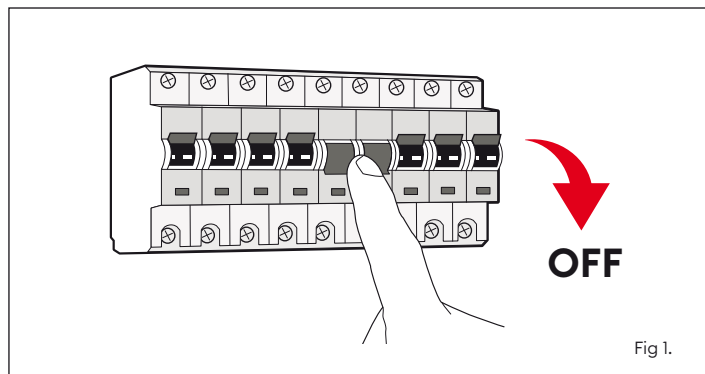


# Salvus Emergency Bulkhead

Installation instructions










# Salvus Emergency Bulkhead

Installation instructions



## Installation Data

- Isolate the mains supply, prior to wiring.
- This unit must be wired by a qualified electrician or suitable competent person.
- Battery must be replaced when the unit no longer meet its rated emergency duration, or if a battery fault occurs. Contact Collingwood Lighting for a suitable replacement.
- The light source contained in this luminaire shall only be replaced by the manufacturer or his service agent or a similar qualified person.

LED indicator status				
Indicator	Status	LED indicator flash code		
Green	No Faults	 ON		
Red	Battery Fault	 Flashing once every 3s		
	LED Fault	 Flashing twice every 3s		
	Duration Time: <3hours	 Flashing three times every 3s		
	Self-Test Mode	Yearly Test	Monthly Test	Manual Test
		 Flashing four times every 1s (Last 3 hours)	 Flashing four times every 1s (Last 10 mins)	 Flashing four times every 1s (Last 5 mins)

## Test switch functionality

- Hold test button for 1s – reset the self-test timer for yearly and monthly test.
- Hold test button for 3s – start 5min functional test.



Disposal of this product should be separate from household waste. Please separate these items from other types of waste and recycle them responsibly to promote the sustainable reuse of material resource. Household users should contact their local government office for details of where and how they can take these items for environmentally safe recycling.



5 year warranty

**en** t +44 (0) 1604 495 151 | f +44 (0) 1604 495 095 | e sales@collingwoodgroup.com | w collingwoodlighting.com  
Collingwood Lighting, Brooklands House, Sywell Aerodrome, Sywell, Northampton NN6 0BT, United Kingdom

**fr** t +32 (0)4 351 91 40 | e info@indigo-lighting.com | w www.indigo-lighting.com  
Indigo S.A. / N.V. Rue de la légende 32 G, 4141 Srimont – Belgique

CWI 8327 VI

# Salvus Emergency Bulkhead

Installation instructions



## Emergency installation and maintenance record

Product : \_\_\_\_\_

Installer : \_\_\_\_\_

Date installed : \_\_\_\_\_

Commissioning by : \_\_\_\_\_

Date commisioned : \_\_\_\_\_

Year 1			Year 2		Year 3		Year 4	
Month	Signed	Date	Signed	Date	Signed	Date	Signed	Date
1								
2								
3								
4								
5								
6								
7								
8								
9								
10								
11								
12								



Disposal of this product should be separate from household waste. Please separate these items from other types of waste and recycle them responsibly to promote the sustainable reuse of material resource. Household users should contact their local government office for details of where and how they can take these items for environmentally safe recycling.



5 year warranty