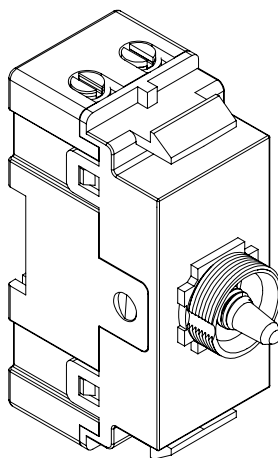




## ELECTRICITY

Intermediate Toggle Module / 3 Way / 10A  
**GZTM-013292**



FOR ASSEMBLY, REFER TO [MODULAR PLATE ASSEMBLY MANUAL](#)

**BUSTERANDPUNCH.COM**  
L0229



## EN TECHNICAL SPECIFICATION 3 Way Switch / Intermediate Switch)

Rated at 10A 220 - 250V AC

### IMPORTANT NOTES

#### READ BEFORE INSTALLATION

1. All wiring and installation must adhere to the latest local and national regulations.
2. This product must be installed by a qualified and competent electrician. Turn off the power at the breaker prior to installing this product.
3. Do not exceed the rated power values.
4. Indoor use only.
5. To reduce the risk of discolouration or tarnishing, avoid installation on wet plaster.



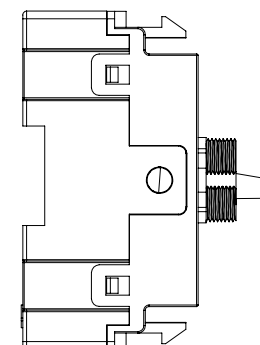
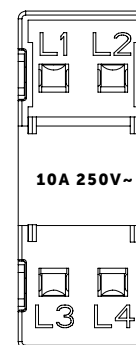
**AS 3133:2020 & AS/NZS 3100:2022 SAA-221305-EA**

### WARRANTY INFORMATION

The warranty period extends two (2) years from the date of the original purchase.

### RECYCLING ELECTRICAL PRODUCTS

Buster and Punch encourages all its customers to make note of this symbol and avoid putting any waste electrical goods in your domestic waste bin or container. Please ensure you take your waste electrical goods to a suitable facility for disposal.



**INTERMEDIATE SWITCH**

1

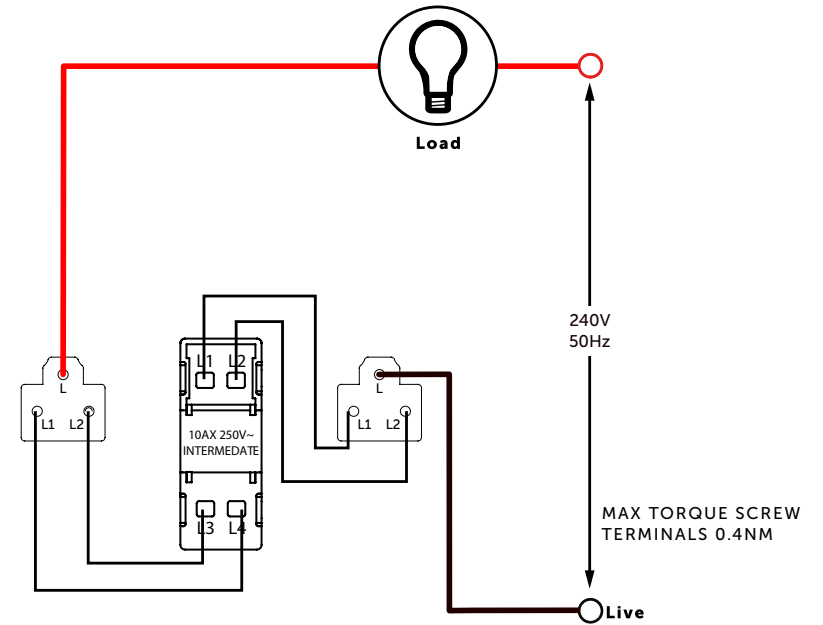


**BEFORE COMMENCING WORK,  
ISOLATE THE MAINS POWER  
SUPPLY AND REMOVE THE  
FUSE BOX OR SWITCH OFF  
THE CIRCUIT BREAKER IN  
CONSUMER UNIT.**



2

**HOW TO SWITCH LIGHTS FROM 3 OR MORE LOCATIONS USING BUSTER & PUNCH 2-WAY AND INTERMEDIATE SWITCHES.**



[ end. **ORDINARY.** ]